

THIS IS WHAT
THE FUTURE
FEELS
LIKE



CLEW 26/27

Since day one, CLEW has been redefining what's possible in snowboarding innovation.

The CLEW INDEPENDENCE embodies precision, performance, and engineering excellence. It is our lightest, strongest, and most reliable design yet.

Manufactured in Munich, Germany, it is engineered to meet the highest standards and withstand the most demanding mountain conditions.

Partnering with CLEW means joining a global network of riders and industry leaders who value quality, innovation, and shared passion for exploring new possibilities.


Experience the CLEW difference – together we elevate performance, reliability, and connection in snowboarding.



CLEW



Binding Technology Independence



INTEGRATED BASE CANTING (2.5°)

Promotes a natural stance and balanced weight distribution, reducing rider fatigue. The redesigned heel area enhances boot hold and improves shock absorption.



NEW MATERIAL

Constructed from advanced high-performance materials reinforced with long glass fibers, the CLEW Independence weighs under 1 kg.



NEW BUCKLES

New micro-adjustable ankle and toe straps feature an advanced locking system for secure and precise fit.



TOOL-FREE STRAP ADJUSTMENT

Allows quick, precise fitting without any tools. Fully redesigned straps ensure optimized force transmission and an accurate, comfortable fit.



HANDLE

To quickly release the CLEW Independence, simply pull the silver steel quick-release handle on the highback.




CORROSION-RESISTANT HOOKS

Cold-resistant grease keeps the hooks corrosion-free and ensures smooth, effortless step-out from the binding.



UNIVERSAL MOUNTING DISK

The Binding includes a mounting disk compatible with traditional 4x4 inserts, 2x4 inserts, and the Channel mounting system.



BRAND-NEW LOCKING MECHANISM

Featuring three redesigned teeth, the highback locks sequentially during step-in, delivering a secure and stable connection between rider and board with exceptionally smooth operation, even in deep snow.



**THIS IS WHAT
THE FUTURE
FEELS LIKE.**



**PASSION FOR
PROGRESS**

AND QUALITY -

MANUFACTURED IN GERMANY

MORE THAN JUST A LABEL

For us, “Made in Germany” is not a marketing buzzword. It is a mindset. We want to positively influence the lives of the people we interact with. We want to have as much fun together as possible while keeping our environmental impact as small as possible.

CONTROL AND RESPONSIBILITY

From the very beginning, it was important to us that all CLEW models are produced in Germany. This way, we keep track of every single step in the manufacturing process and can continuously work on getting even better. Every screw, every assembly, every decision is our responsibility.

SUSTAINABILITY ALSO MEANS HUMANITY

Our responsibility does not end with ecological sustainability. For us, it is just as much about the people we work with. Since 2020, we have been collaborating with Oberland Werkstätten GmbH. In their workshop for people with disabilities in Miesbach, smaller assemblies for our bindings are produced – carefully crafted, hand-assembled, with a standard of quality that fits CLEW one hundred percent. It matters to us that people with disabilities around Munich have access to attractive, local jobs and receive the best possible support and integration. That is exactly why we are proud to have reintegrated this workshop into our production processes.

PROGRESS AS A DRIVING FORCE

Since our founding, progress and innovation have been our motivation. We have introduced new materials, developed new products, and grown step by step. Throughout this journey, one principle remains: we constantly question ourselves, try out new ideas, and work to make snowboarding simpler and better.

OUR ROLE

We know we cannot solve the world’s major social and ecological challenges alone. But we can decide which role we want to play. And that is exactly where we focus: taking responsibility, driving innovation, and never losing sight of the fun in snowboarding.

CLEW Independence 1.0 Black

COLOR: Black

SIZES (PAIR):

S (37 - 39.5)

M (40 - 42.5)

L (43 - 46)

XL (46.5 - 48)

TERRAIN:

Resort	10/10
Powder	10/10
Park	9/10

FLEX:

8

1 Soft 10 Stiff

Made in Germany



ULTRALIGHT HIGH PERFORMANCE

Advanced geometry and materials reduce weight by 20% compared to the first model while increasing strength by 15% – for maximum performance with minimal bulk.

INTUITIVE EFFORTLESS HANDLING

A precision-engineered three level entry system with tool-free adjustable straps ensures smooth operation and quick setup in any condition.

PRECISE CONTROL AND ADJUSTMENT

Integrated base canting of 2.5° and redesigned straps deliver natural stance, efficient power transfer, and sustained comfort for all-day performance.

COMPATIBILITY:

All common snowboard mounting systems:
4x4, 4x2, Channel, 3D (disc sold separately)

BOOT COMPATIBILITY:

All softboots – no special boot required

ENTRY SYSTEM:

Patented hybrid: classic ratchet
+ step-in/out mechanism

MATERIALS:

TPU, EVA, PA6-I with glass fibre; stainless steel;
aluminium, galvanized steel

MADE IN:

Germany



SIZE GUIDE	EU	US (men)	US (women)	MP
S	37 - 39.5	5.5 - 7	7- 8.5	23 - 24.5
M	40 - 42.5	7.5 - 9	9 - 10.5	25 - 27
L	43 - 46	9.5 - 11	11 - 12.5	27.5 - 29
XL	46.5 - 48	11.5 - 14	12.5 - 16	29 - 30,5

CLEW Independence 1.0 White

COLOR: White

SIZES (PAIR):

S (37 - 39.5)

M (40 - 42.5)

L (43 - 46)

XL (46.5 - 48)

TERRAIN:



FLEX:

8



Made in Germany



**ULTRALIGHT
HIGH PERFORMANCE**

Advanced geometry and materials reduce weight by 20% compared to the first model while increasing strength by 15% – for maximum performance with minimal bulk.

**INTUITIVE
EFFORTLESS HANDLING**

A precision-engineered three level entry system with tool-free adjustable straps ensures smooth operation and quick setup in any condition.

**PRECISE
CONTROL AND ADJUSTMENT**

Integrated base canting of 2.5° and redesigned straps deliver natural stance, efficient power transfer, and sustained comfort for all-day performance.

COMPATIBILITY:

All common snowboard mounting systems:
4x4, 4x2, Channel, 3D (disc sold separately)

BOOT COMPATIBILITY:

All softboots – no special boot required

ENTRY SYSTEM:

Patented hybrid: classic ratchet
+ step-in/out mechanism

MATERIALS:

TPU, EVA, PA6-I with glass fibre; stainless steel;
aluminium, galvanized steel

MADE IN:

Germany



SIZE GUIDE	EU	US (men)	US (women)	MP
S	37 - 39.5	5.5 - 7	7- 8.5	23 - 24.5
M	40 - 42.5	7.5 - 9	9 - 10.5	25 - 27
L	43 - 46	9.5 - 11	11 - 12.5	27.5 - 29
XL	46.5 - 48	11.5 - 14	12.5 - 16	29 - 30,5

CLEW Independence 1.0 Sage Green

COLOR: Sage Green

SIZES (PAIR):

S (37 - 39.5)

M (40 - 42.5)

L (43 - 46)

XL (46.5 - 48)

TERRAIN:



FLEX:

8

1 Soft 10 Stiff

Made in Germany



**ULTRALIGHT
HIGH PERFORMANCE**

Advanced geometry and materials reduce weight by 20% compared to the first model while increasing strength by 15% – for maximum performance with minimal bulk.

**INTUITIVE
EFFORTLESS HANDLING**

A precision-engineered three level entry system with tool-free adjustable straps ensures smooth operation and quick setup in any condition.

**PRECISE
CONTROL AND ADJUSTMENT**

Integrated base canting of 2.5° and redesigned straps deliver natural stance, efficient power transfer, and sustained comfort for all-day performance.

COMPATIBILITY:

All common snowboard mounting systems: 4x4, 4x2, Channel, 3D (disc sold separately)

BOOT COMPATIBILITY:

All softboots – no special boot required

ENTRY SYSTEM:

Patented hybrid: classic ratchet + step-in/out mechanism

MATERIALS:

TPU, EVA, PA6-I with glass fibre; stainless steel; aluminium, galvanized steel

MADE IN:

Germany



SIZE GUIDE	EU	US (men)	US (women)	MP
S	37 - 39.5	5.5 - 7	7- 8.5	23 - 24.5
M	40 - 42.5	7.5 - 9	9 - 10.5	25 - 27
L	43 - 46	9.5 - 11	11 - 12.5	27.5 - 29
XL	46.5 - 48	11.5 - 14	12.5 - 16	29 - 30,5

CLEW 2nd Board Base Independence 1.0 Black

COLOR: Black

SIZES (PAIR):

S

M

L

XL

TERRAIN:

Resort	10/10
Powder	10/10
Park	9/10

FLEX:

8

1 Soft 10 Stiff

Made in Germany



If your customer owns two boards, our 2nd Board Base option provides a practical solution, allowing you to switch between both boards effortlessly in just a few seconds.

REQUIREMENT:

Only usable in combination with a CLEW Independence 1.0 Highback

COMPATIBILITY:

All common snowboard mounting systems: 4x4, 4x2, Channel, 3D (disc sold separately)

BOOT COMPATIBILITY:

All softboots – no special boot required

ENTRY SYSTEM:

Patented hybrid: classic ratchet + step-in/out mechanism

USE:

All-Mountain: piste, powder, park

MATERIALS:

TPU, EVA, PA6-I with glass fibre; stainless steel; aluminium, galvanized steel

MADE IN:

Germany

NOTES:



CLEW 2nd Board Base Independence 1.0 White

COLOR: White

SIZES (PAIR):

S

M

L

XL

TERRAIN:

Resort	10/10
Powder	10/10
Park	9/10

FLEX:

8

1 Soft 10 Stiff

Made in Germany



If your customer owns two boards, our 2nd Board Base option provides a practical solution, allowing you to switch between both boards effortlessly in just a few seconds.

REQUIREMENT:

Only usable in combination with a CLEW Independence 1.0 Highback

COMPATIBILITY:

All common snowboard mounting systems: 4x4, 4x2, Channel, 3D (disc sold separately)

BOOT COMPATIBILITY:

All softboots – no special boot required

ENTRY SYSTEM:

Patented hybrid: classic ratchet + step-in/out mechanism

USE:

All-Mountain: piste, powder, park

MATERIALS:

TPU, EVA, PA6-I with glass fibre; stainless steel; aluminium, galvanized steel

MADE IN:

Germany

NOTES:



CLEW 3D Mounting Set



Compatible with snowboards featuring 3D pattern

PRODUCT DETAILS:

Set includes two 3D discs
(screws not included – please order separately)

COMPATIBILITY:

Compatible with CLEW Independence 1.0 and CLEW Freedom 1.0 models (21, 22, 23 and 24)

MATERIALS:

High-performance Plastics (PA6-I + glass fibre)

MADE IN:

Germany



NOTES:

CLEW x AirTag Disc Independence 1.0

No AirTag included



The CLEW AirTag Disc is designed to provide reliable protection for your customers' gear. Crafted with precision, this accessory securely holds the AirTag while maintaining a sleek profile. It fits seamlessly inside the CLEW binding, ensuring it remains unobtrusive. With the CLEW AirTag Disc, you can offer a reliable solution that helps protect premium snowboarding gear from theft.

COMPATIBILITY:

Compatible with the CLEW Independence 1.0

MATERIAL:

High-performance Plastics (PA6-I + glass fibre)

MADE IN:

Germany



NOTES:

CLEW Board Decoded Black

COLOR: Black

SIZES:

156

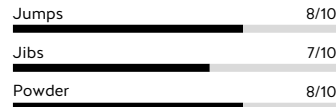
159

FLEX:

6

1 Soft 10 Stiff

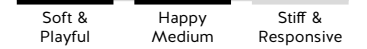
TERRAIN:



RIDING LEVEL:



BOARD PERSONALITY:



The CLEW Snowboard Decoded delivers excellent performance across all mountain conditions. Engineered for precision and control, it balances lightweight agility with durability using advanced materials. Whether targeting freeriders, park enthusiasts, or beginners, it's designed to support skill development and confidence

SHAPE:
Directional Twin

PROFILE:
Directional Cruise Camber

BASE:
Sintered - high-speed, low-maintenance

CORE:
Omni Core - lightweight, strong, and finely tuned

GLASS LAYUP:
Biaxial Glass - balanced flex and pop


MADE IN:
Asia

SPECS	156	159
Waist Width (mm)	254	258
Side cut Radius (m)	7.45	7.70
Approx. Weight (kg)	2.65	2.85
Stance	550	570

NOTES:



**ELEVATING
PERFORMANCE.
EXPANDING
POSSIBILITIES.**



CLEW Multi Layer Gloves

COLOR: Black

SIZES:

XS

S

M

L

XL

Three Pairs included

PFAS free



1. LINER with touch function:

Ultra-soft Polartec® Power Stretch® provides pleasant warmth, high wearing comfort, and allows for easy use of smartphones on the go.



2. PUFF active warmth with every movement:

The water-repellent layer with lightweight PrimaLoft® ThermoPlume® insulation reliably stores body heat while remaining feather-light and ensuring maximum freedom of movement – perfect for outdoor activities in cool, changeable conditions.



3. HOOD protection in extreme weather:

High-performance 3-layer material is waterproof, breathable, and abrasion-resistant. Welded seams ensure water tightness, providing reliable protection in harsh conditions.



Versatile throughout all seasons:

Not only for snowboarding, but also ideal for hiking, cycling, or winter walks – each layer can be combined as needed.

Skiing

Running

Hiking

Snow-boarding

Biking

Everyday

The CLEW Multi Layer Gloves are inspired by the proven 3-layer principle used in outdoor jackets: base layer (LINER), insulation layer (PUFF), and shell layer (HOOD) the layers can be flexibly combined to provide optimal warmth and protection for any activity.

DESIGN:

Unisex

SPECIAL FEATURES:

Arm strap enables easy removal of the gloves while preventing loss. The strap can be flexibly clipped to the cuff or hood.

Elastic cord with stopper allows individual adjustment for a secure and comfortable fit.

MATERIAL:

LINER

Upper material: 84% recycled polyester, 16% elastane
Strap: 64% polyester, 36% polyurethane
Touchscreen fingertips: Coating: 100% polyurethane
Base fabric: 100% polyester

PUFF

Outer material: 100% recycled polyester (CO-treated)
Insulation: 100% recycled polyester
Palm: 85% polyamide,
Coating: 15% polyurethane (CO-treated)
Lining: 100% polyester
Downproof fabric: 100% polyester (CO-treated)

HOOD

Outer material: 83% polyester, 17% nylon
Palm coating: 100% polyurethane
Seam tape: 80% polyurethane, 20% polyamide

MADE IN:

Asia



CLEW Vest Back Protector

COLOR: Black

SIZES:

S

M

L

XL

Adjustable Fit



GBA5 FOR ADVANCED PROTECTION

The flexible back panel plate with a GBA5 core that softens during movement and hardens instantly on impact, redirecting force for reliable spinal protection. Certified to EN1621-2 Level 1.

ULTRALIGHT AND BREATHABLE

Weighing just 295 g (size L), the protector is barely noticeable when worn. The breathable 3D mesh fabric ensures lasting all-day comfort and efficiently wicks moisture.

SECURE AND ADJUSTABLE

Dual adjustable Velcro straps allow quick, personalized fitting for a secure and stable hold during every movement on the mountain—whether carving, jumping, or landing.

The CLEW Back Protector offers reliable protection, comfort, and flexibility engineered to meet the demands of snowboarders while delivering lightweight performance and a secure fit.

DESIGN:

Unisex

FIT:

Ergonomic

SPECIAL FABRIC FEATURES:

Anti-abrasion fabric reinforcement
Great ventilation and light weight
Suitable for -20°C temperatures

MATERIAL:

Fabric: 100 % Polyester
Liner and Foam: PU

MADE IN:

Asia



Size (cm)	Length	Band	Waist
S	55	86 - 96	82 - 94
M	60	90 - 106	86 - 102
L	65	96 - 110	92 - 106
XL	70	100 - 118	96 - 116

CLEW Magnetic Goggle Black

COLOR: Black


SIZES:

NORMAL FIT

THREE LENSES

LENS BY **ZEISS**

Three SONAR
lenses included



The CLEW Magnetic Goggle combines premium ZEISS SONAR lenses with a fast magnetic lens system built for clarity, comfort, and peak performance in any condition.

DESIGN:

Unisex / OTG Goggle:
suitable for people who wear glasses

FRAME:

24cm x 10.5 cm, lightweight frame
with triple layer face foam for all-day comfort

FIT:

Medium to large faces +
Adjustable 45 mm wide strap with anti-slip silicone lining

EQUIPMENT INCLUDED:

Hard shell case and microfiber bag to protect the CLEW Goggle while travelling, two extra microfiber bags for interchangeable lenses, one goggle cloth

CERTIFICATIONS:

All Lenses meet the requirements for impact resistance in accordance with the ANSI Z87.1 and EN174 standards.

MATERIALS:

Frame: Durable thermoplastic polyurethane (TPU)
Strap: 50% nylon 30% rubber, 20% polyester

MADE IN:

Asia



CLEW Magnetic Goggle Slim Black

COLOR: Black


SIZES:

SLIM FIT

THREE LENSES

LENS BY **ZEISS**

Three SONAR
lenses included



The CLEW Magnetic Goggle combines premium ZEISS SONAR lenses with a fast magnetic lens system built for clarity, comfort, and peak performance in any condition.

DESIGN:

Unisex / OTG Goggle:
suitable for people who wear glasses

FRAME:

21 cm x 9 cm, lightweight frame
with triple layer face foam for all-day comfort

FIT:

Small to medium faces +
Adjustable 45 mm wide strap with anti-slip silicone lining

EQUIPMENT INCLUDED:

Hard shell case and microfiber bag to protect the CLEW Goggle while travelling, two extra microfiber bags for interchangeable lenses, one goggle cloth

CERTIFICATIONS:

All Lenses meet the requirements for impact resistance in accordance with the ANSI Z87.1 and EN174 standards.

MATERIALS:

Frame: Durable thermoplastic polyurethane (TPU)
Strap: 50% nylon 30% rubber, 20% polyester

MADE IN:

Asia



CLEW Magnetic Goggle White

COLOR: White


SIZES:

NORMAL FIT

THREE LENSES

LENS BY **ZEISS**

Three SONAR
lenses included



The CLEW Magnetic Goggle combines premium ZEISS SONAR lenses with a fast magnetic lens system built for clarity, comfort, and peak performance in any condition.

DESIGN:

Unisex / OTG Goggle:
suitable for people who wear glasses

FRAME:

24cm x 10.5 cm, lightweight frame
with triple layer face foam for all-day comfort

FIT:

Medium to large faces +
Adjustable 45 mm wide strap with anti-slip silicone lining

EQUIPMENT INCLUDED:

Hard shell case and microfiber bag to protect the CLEW Goggle while travelling, two extra microfiber bags for interchangeable lenses, one goggle cloth

CERTIFICATIONS:

All Lenses meet the requirements for impact resistance in accordance with the ANSI Z87.1 and EN174 standards.

MATERIALS:

Frame: Durable thermoplastic polyurethane (TPU)
Strap: 50% nylon 30% rubber, 20% polyester

MADE IN:

Asia



CLEW Magnetic Goggle Slim White

COLOR: White



SIZES:

SLIM FIT

THREE LENSES

LENS BY **ZEISS**

Three SONAR
lenses included



The CLEW Magnetic Goggle combines premium ZEISS SONAR lenses with a fast magnetic lens system built for clarity, comfort, and peak performance in any condition.

DESIGN:

Unisex / OTG Goggle:
suitable for people who wear glasses

FRAME:

21 cm x 9 cm, lightweight frame
with triple layer face foam for all-day comfort

FIT:

Small to medium faces +
Adjustable 45 mm wide strap with anti-slip silicone lining

EQUIPMENT INCLUDED:

Hard shell case and microfiber bag to protect the CLEW Goggle while travelling, two extra microfiber bags for interchangeable lenses, one goggle cloth

CERTIFICATIONS:

All Lenses meet the requirements for impact resistance in accordance with the ANSI Z87.1 and EN174 standards.

MATERIALS:

Frame: Durable thermoplastic polyurethane (TPU)
Strap: 50% nylon 30% rubber, 20% polyester

MADE IN:

Asia





CLEW Magnetic Goggle Purple

COLOR: White

SIZES:

NORMAL FIT

THREE LENSES



The CLEW Magnetic Goggle combines premium ZEISS SONAR lenses with a fast magnetic lens system built for clarity, comfort, and peak performance in any condition.

DESIGN:

Unisex / OTG Goggle:
suitable for people who wear glasses

FRAME:

24cm x 10.5 cm, lightweight frame
with triple layer face foam for all-day comfort

FIT:

Medium to large faces +
Adjustable 45 mm wide strap with anti-slip silicone lining

EQUIPMENT INCLUDED:

Hard shell case and microfiber bag to protect the CLEW Goggle while travelling, two extra microfiber bags for interchangeable lenses, one goggle cloth

CERTIFICATIONS:

All Lenses meet the requirements for impact resistance in accordance with the ANSI Z87.1 and EN174 standards.

MATERIALS:

Frame: Durable thermoplastic polyurethane (TPU)
Strap: 50% nylon 30% rubber, 20% polyester

MADE IN:

Asia



CLEW Magnetic Goggle Slim Purple

COLOR: White



SIZES:

SLIM FIT

THREE LENSES

LENS BY **ZEISS**

Three SONAR
lenses included



The CLEW Magnetic Goggle combines premium ZEISS SONAR lenses with a fast magnetic lens system built for clarity, comfort, and peak performance in any condition.

DESIGN:

Unisex / OTG Goggle:
suitable for people who wear glasses

FRAME:

21 cm x 9 cm, lightweight frame
with triple layer face foam for all-day comfort

FIT:

Small to medium faces +
Adjustable 45 mm wide strap with anti-slip silicone lining

EQUIPMENT INCLUDED:

Hard shell case and microfiber bag to protect the CLEW Goggle while travelling, two extra microfiber bags for interchangeable lenses, one goggle cloth

CERTIFICATIONS:

All Lenses meet the requirements for impact resistance in accordance with the ANSI Z87.1 and EN174 standards.

MATERIALS:

Frame: Durable thermoplastic polyurethane (TPU)
Strap: 50% nylon 30% rubber, 20% polyester

MADE IN:

Asia



CLEW Goggle Sock

COLOR: Black

SIZES:

ONESIZE



The protective goggle cover reliably shields goggles from scratches and dust. Designed for seamless compatibility with the CLEW Magnetic Goggle and Magnetic Goggle Slim, it is made from a soft, stretchable material that allows for easy application, removal, and compact storage.

COMPATIBILITY:

CLEW Magnetic Goggle (9.45" x 4.13")

CLEW Magnetic Goggle Slim (8.27" x 3.54")

MATERIAL:

88% polyester, 12% elastane

MADE IN:

Asia



NOTES:

**BUILT FOR
CLARITY
IN ANY
CONDITION.**



CLEW Merino Facemask Black

COLOR: Black, Purple, Sage Green

SIZES:

ONESIZE



The CLEW Merino Facemask provides effective warmth and protection for a wide range of outdoor applications. Developed for activities such as skiing, cycling, and cold-weather commuting, it combines functional design with all-season versatility.

DESIGN:

Unisex

FIT:

Ergonomic

THERMAL INSULATION:

High insulation with low weight

BREATHABILITY:

Naturally temperature-regulating

TEMPERATURE REGULATION:

Breathable, insulating, and odor-neutral

USE:

Skiing, snowboarding, cycling, hiking, and more

MATERIAL:

95% wool (merino wool), 5% elastane

MADE IN:

Asia



NOTES:

CLEW Ride Socks

COLOR: Black

SIZES:

S

M

L



The CLEW Ride Socks combine functional merino wool with targeted padding to deliver comfort, warmth, and reliable performance in snowboard boots, making them a strong accessory

DESIGN:

Unisex

FIT:

Knee-length

CUSHIONING:

Reinforced zones at shin, heel, and toes

COMFORT:

Light and soft – ideal for snowboard boots

TEMPERATURE REGULATION:

Breathable, insulating, and odor-neutral

USE:

Snowboarding, skiing, and winter sports in general

MATERIAL:

90% wool (merino wool), 8% polyamide, 2% elastane

MADE IN:

Europe



Size (cm)	S	M	L
S	39 - 42	42 - 44	44 - 46

NOTES:

CLEW Base Layer Set Men

COLOR: Black

SIZES:

- S
- M
- L
- XL
- XXL

Mulesing Free



The CLEW Base Layer Set Men combines functional design with high-quality merino wool, offering comfort, performance, and an optimized fit for wearing underneath snowboard apparel.

SET CONTENTS:
Top and bottom (two-piece)

FIT:
Body-hugging, ideal as a first layer

THERMAL INSULATION:
High insulation with low weight

BREATHABILITY:
Naturally temperature-regulating

ODOR RESISTANCE:
Thanks to its natural properties, merino wool prevents odour build-up

USE:
Snowboarding, skiing, outdoor & everyday wear

MATERIAL:
100% wool (merino wool)

MADE IN:
Europe

Size Top (cm)	Total Length	Chest	Total sleeve length
S	71	46	77
M	74	48	78.5
L	77	50	80
XL	80	52	81.5
XXL	83	54	83

Size Bottom (cm)	Side Length	1/2 width	1/2 leg width	1/2 hem width
S	98	31	50	10
M	100	34	52	10.5
L	102	37	54	11
XL	104	40	56	11.5
XXL	106	43	58	12



CLEW Base Layer Set Women

COLOR: Black

SIZES:

XS

S

M

L

Mulesing Free



The CLEW Base Layer Set Women combines functional design with premium merino wool, engineered for comfort, performance, and an ideal fit under snowboard gear.

SET CONTENTS:

Top and bottom (two-piece)

FIT:

Body-hugging, ideal as a first layer

THERMAL INSULATION:

High insulation with low weight

BREATHABILITY:

Naturally temperature-regulating

ODOR RESISTANCE:

Thanks to its natural properties, merino wool prevents odour build-up

USE:

Snowboarding, skiing, outdoor & everyday wear

MATERIAL:

100% wool (merino wool)

MADE IN:

Europe

Size Top (cm)	Total Length	Chest	Total Sleeve Length
XS	65	39	59
S	67	41	59.5
M	69	43	60
L	71	45	60.5



Size Bottom (cm)	Side Length	1/2 Width	1/2 leg width	1/2 hem width
XS	95	33	25	10.5
S	96	35	26	11
M	97	37	27	11
L	98	39	28	11.5

ESSENTIALS FOR CHARACTERS



CLEW Cozy Fleece

COLOR: Sand, Black, Sage Green

SIZES:

XS

S

M

L

XL

XXL



The CLEW Cozy Fleece Jacket blends comfort and function with a combination of soft fleece and robust ripstop. Perfect for cooler days.

DESIGN:

Unisex

FIT:

Relaxed fit

MATERIAL MIX:

Main material: fleece for warmth and comfort

Secondary material: ripstop for enhanced abrasion resistance

COLLAR:

High stand-up collar

POCKETS:

Concealed chest pocket and two side zip pockets - with extra-long zipper pulls for optimal access

LOGO:

Printed logo on the right chest

MATERIAL:

Main material (fleece): 100% polyester

Secondary material (ripstop): 92% nylon, 8% elastane

MADE IN:

Asia



Size (cm)	Total Length	Chest	Shoulder	Sleeve Length
XS	66	52	45	63
S	68	54	46	64
M	70	56	47	65
L	72	58	48	66
XL	74	60	49	67
XXL	76	62	50	68

CLEW Waffle Knit Hoodie

COLOR: Purple, Sand, Sage Green

SIZES:

XS

S


M

L

XL

XXL

Waffle Knit Detail



The CLEW Waffle Knit Hoodie combines clean lines with subtle knit details. Its relaxed cut, lined hood, and structured design make it a modern essential with distinctive character.

DESIGN:

Unisex

FIT:

Oversized fit

FABRIC WEIGHT:

430-440 gsm

NECKLINE:

Hooded crew neck

MATERIAL:

84% cotton, 16% polyester

LOGO:

Printed logo on the right chest

MADE IN:

Europe



Size (cm)	Total Length	Chest	Shoulder	Sleeve Length	Waist
XS	66	56	49	60	48
S	68	58	51	61	50
M	70	60	53	62	52
L	72	62	55	63	54
XL	74	64	57	64	56
XXL	76	66	59	65	58

CLEW Signature Tee

COLOR: Sage Green, Purple, Sand,

SIZES:

XS

S

M

L

XL

XXL

Logo Detail



The CLEW Signature Tee combines everyday comfort with a clean, graphic shape. Its structured cut and minimalist detailing make it a timeless, versatile staple. Ideal for layering with a long-sleeve.

DESIGN:

Unisex

FIT:

Boxy fit / Oversized

FABRIC WEIGHT:

240 gsm

NECKLINE:

Crew neck

MATERIAL:

100% cotton

LOGO:

Subtle CLEW silicone chest logo

MADE IN:

Europe



Size (cm)	Total Length	Chest	Shoul-der	Sleeve Length	Bottom
XS	72	61	58	21	61
S	74	63	60	22	63
M	76	65	62	23	65
L	78	67	64	24	67
XL	80	69	66	25	69
XXL	82	71	68	26	71

CLEW Half-Zip Gray

COLOR: Grey

SIZES:

M

XL

XXL



The CLEW Half-Zip in gray offers comfort and timeless style with a stand-up collar and half zip. Its relaxed fit and practical details make it perfect for everyday wear.

DESIGN:

Unisex

FIT:

Relaxed fit

FABRIC WEIGHT:

350 gsm

CLOSURE:

YKK half-Zip

POCKETS:

Hidden side seam pockets

MATERIAL:

100% cotton (premium loopback jersey)

MADE IN:

Europe



Size (cm)	Total Length	Chest	Shoulder	Sleeve Length
S	73	56	45	64
M	75	58	46.5	66
L	77	60	48	68
XL	79	62	49.5	70
XXL	81	64	51	72

CLEW Relaxed Tee Gray

COLOR: Grey

SIZES:

S

M

L

XL

XXL



The CLEW Relaxed Tee in grey combines relaxed comfort with subtle style. Ribbed round neckline and discreet logo embroidery make it ideal for everyday wear.

DESIGN:

Unisex

DETAILS:

Subtle grey CLEW logo embroidery

FIT:

Relaxed fit with dropped shoulders

FABRIC WEIGHT:

210-220 gsm

NECKLINE:


Crew neck

MATERIAL:

100% cotton, heavyweight jersey

MADE IN:

Europe



Size (cm)	Total Length	Chest	Shoul-der	Sleeve Length	Bottom
S	72	59	53	24	54
M	74	61	55	24.5	56
L	76	63	57	25	58
XL	78	65	59	25.5	60
XXL	80	67	61	26	62

CLEW Full-Zip Black

COLOR: Black

SIZES:

S

M

L

XL

XXL



The CLEW Full-Zip blends comfort and style into a clean everyday layer. With a relaxed fit and premium cotton fabric, it's built for casual wear and easy layering.

DESIGN:

Unisex

FIT:

Oversized fit

FABRIC WEIGHT:

460-470 gsm

CLOSURE:

YKK full-Zip

POCKETS:


Hidden side seam pockets

MATERIAL:

100% cotton (french terry)

MADE IN:

Europe



Size (cm)	Total Length	Chest	Shoulder	Sleeve Length
S	70	58	58	58
M	72	60	60	60
L	75	62	62	62
XL	77	64	64	64
XXL	79	66	66	66

CLEW Heavy Hoodie Black

COLOR: Grey

SIZES:

S

M

L

XL

XXL

Warm Essential



The CLEW Heavy Hoodie Black pairs timeless minimalism with everyday comfort. Crafted from soft, heavyweight loopback jersey in a relaxed fit, it's ideal for layering throughout the season.

DESIGN:

Unisex

FIT:

Relaxed fit

FABRIC WEIGHT:

350 gsm

NECKLINE:

Hooded crew neck

POCKETS:


Kangaroo pocket

MATERIAL:

100% cotton (premium loopback jersey)

MADE IN:

Europe



Size (cm)	Total Length	Chest	Shoulder	Sleeve Length
S	73	56	45	64
M	75	58	46.5	66
L	77	60	48	68
XL	79	62	49.5	70
XXL	81	64	51	72

CLEW Oversized Tee Black

COLOR: Black

SIZES:

XS

S

L

XL

XXL



The CLEW Oversized Tee delivers premium structure with everyday ease. Made from heavyweight cotton jersey, it stands out with a bold cut, subtle detailing, and durable quality.

DESIGN:

Unisex

DETAILS:

Subtle grey CLEW logo embroidery

FIT:

Oversized fit with dropped shoulders

FABRIC WEIGHT:

300 gsm

NECKLINE:


Crew neck

MATERIAL:

100% cotton, heavyweight jersey

MADE IN:

Europe



Size	Total Length	Chest	Shoulder	Sleeve Length
S	72	59	53	24
M	74	61	55	24.5
L	76	63	57	25
XL	78	65	59	25.5

ACCESSORIES TO MIX AND MATCH.



CLEW Long Fit Beanie

COLOR: Sage Green, Purple, Gray

SIZES:

ONESIZE



The CLEW Long Fit Beanie features a clean, elongated silhouette with a deep, double turn-up. Its merino wool construction ensures warmth and comfort through chilly days – understated, everyday style.

DESIGN:

Unisex

FIT:

Regular fit,
Longer cut with broad, double-layered turn-up

LINING:

Unlined, double-layered knit

DIMENSIONS:

Height: approx. 24,0 cm + 9,0 cm cuff
Width: approx. 22,0 cm

LOGO:

Fabric patch with silicone logo

MATERIAL:

100% wool (merino wool)

MADE IN:

Europe



Onesize	Height	Cuff	Width
cm	24	9	22

NOTES:

CLEW Short Cut Beanie

COLOR: Purple, Sage Green, Gray

SIZES:

ONESIZE



The CLEW Long Fit Beanie features a clean, elongated silhouette with a deep, double turn-up. Its merino wool construction ensures warmth and comfort through chilly days – understated, everyday style.

DESIGN:

Unisex

FIT:

Regular fit, shorter style

LINING:

Unlined, fine knit

DIMENSIONS:

Height: approx. 21,6 cm + 7,0 cm cuff

Width: approx. 22,0 cm

LOGO:

Fabric patch with silicone logo

MATERIAL:

100% wool (merino wool)

MADE IN:

Europe



Onesize	Height	Cuff	Width
cm	21,5	7	22

NOTES:

CLEW Aerated Cap Grey

COLOR: Grey

SIZES:

ONESIZE

The CLEW Aerated Cap in grey is a reinterpretation of our classic black cap model – with an all-grey design, curved peak, and refined logo detail. Stylish, timeless, and functional.

DESIGN:

Unisex

DETAILS:

Solid front panel and mesh back panel
CLEW silicone letters in the front

FIT:

One size, equipped with an adjustable strap for a customized fit

FABRIC:

100% Polyester

MADE IN:

Asia



NOTES:

CLEW Aerated Cap Black

COLOR: Black

SIZES:

ONESIZE



The CLEW Aerated Cap in black is a timeless accessory with a classic curved peak and a bold CLEW silicone logo patch. Versatile and stylish – suits any outfit.

DESIGN:

Unisex

DETAILS:

Solid front panel and mesh back panel
CLEW silicone logo patch in the front

SIZE:

One size, equipped with an adjustable strap for a customized fit

MATERIAL:

100% Polyester

MADE IN:

Asia



NOTES:

CLEW Grid Cap Sage Green

COLOR: Sage Green

SIZES:

ONESIZE



The CLEW Grid Cap in sage green offers a refined accent for a wide range of looks, combining a minimalist grid design with timeless style and all-day comfort. An adjustable strap ensures a customizable fit.

DESIGN:

Unisex

DETAILS:

Beige textile logo patch with black silicone lettering

FIT:

Dad Cap Fit

SIZE:

One size, equipped with an adjustable strap for a customized fit

FABRIC:

100% Cotton

MADE IN:

Asia



NOTES:

CLEW Heel Socks

COLOR: White

SIZES:

S/M

M/L



The CLEW Heel Socks are soft, breathable, and nicely cushioned—perfect for wearing with trainers daily. Inspired by the CLEW Freedom Highback.

DESIGN:

Unisex

DETAILS:

Ribbed cuff for a secure and comfortable fit
CLEW logo embroidery on the back

SIZE:

Short tennis sock (ca. 19 cm in size S/M)

MATERIAL:

80% cotton (organic),
18% polyamide (recycled),
2% elastane

MADE IN:

Europe



	S/M	M/L
Size	38-41	41-45

NOTES:

CLEW



Front cover:

Rider: Dzéné Cqd

Photo Scott Ireton

Back cover:

Photo: Lina Hermeyer

Find our products at:

<https://clew-b2b.com/de/pages/mediacloud>